

## Sensor solutions 传感解决方案

### **advintec® TCP**

*Calculation and calibration  
of robotic tools and fixtures*

机器人工具与夹具的  
计算与校准

### **advintec® 6D**

*Laser measurement*  
激光测量

工厂自动化





Issue: January 2023 © BizLink Robotic Solutions Germany GmbH  
 The contents of this catalog are protected by copyright.  
 All rights are reserved.

All our products are permanently enhanced for our customers. Therefore this catalog is subject to change and error. Updated information on BizLink Factory Automation products, developments, research projects and trade fairs can also be found on the websites  
 > [factory-automation.bizlinktech.com](http://factory-automation.bizlinktech.com)

Indication:  
 Unless prior agreement, the general conditions of sale and delivery applying will be those of the concerned BizLink Company.

发行: 2023© BizLink Robotic Solutions Germany GmbH  
 本产品目录的内容受版权保护。  
 保留所有权利。

本司全部产品均为客户提供永久改进版本。因此，此产品目录可能出现更改和错误。有关BizLink 贺联工厂自动化产品、开发、研究项目和展会的最新信息也可以在以下网站上查看：  
 > [factory-automation.bizlinktech.com](http://factory-automation.bizlinktech.com)

注释：  
 除非双方事先达成协议，否则适用于贺联公司相关的一般销售和交付条件。



<b>Sensor solutions – Overview</b>	<b>4</b>
advintec® TCP calculation and calibration of robotic tools and fixtures	
Automatic absolute calculation	6
3D-/5D-/6D calibration	8
advintec® TCP calibration system	10
Types of installation	18
<b>advintec® 6D laser measurement</b>	
advintec® 6D laser measurement	20
System components	21
Unracking	22
Gripper measurement	24
Part location	24
<b>Services</b>	<b>26</b>
<b>Robotics expertise – Worldwide</b>	
Factory Automation	
Our market segment in all its diversity	28
About BizLink Group	30
Sales network	31

<b>传感解决方案 - 概览</b>	<b>4</b>
advintec® TCP 机器人工具与夹具的计算与校准	
自动绝对计算系统	6
3D-/5D-/6D 校准系统	8
advintec® TCP 校准系统	10
安装类型	18
<b>advintec® 6D 激光测量</b>	
advintec® 6D 激光测量	20
系统组件	21
下料	22
抓手测量	24
零件定位	24
<b>服务</b>	<b>26</b>
<b>自动化专家 - 全球网络</b>	
工厂自动化	
我们的多元化细分市场	28
关于BizLink 贺联	30
销售网络	31

# Sensor solutions

## 传感解决方案

### Overview / 概览

Our product range in the field of sensor solutions comprises calibration and calculation systems for robotic tools and fixtures in up to six dimensions as well as systems for 6D laser measurement that are used for unracking, gripper measurement and part location applications.

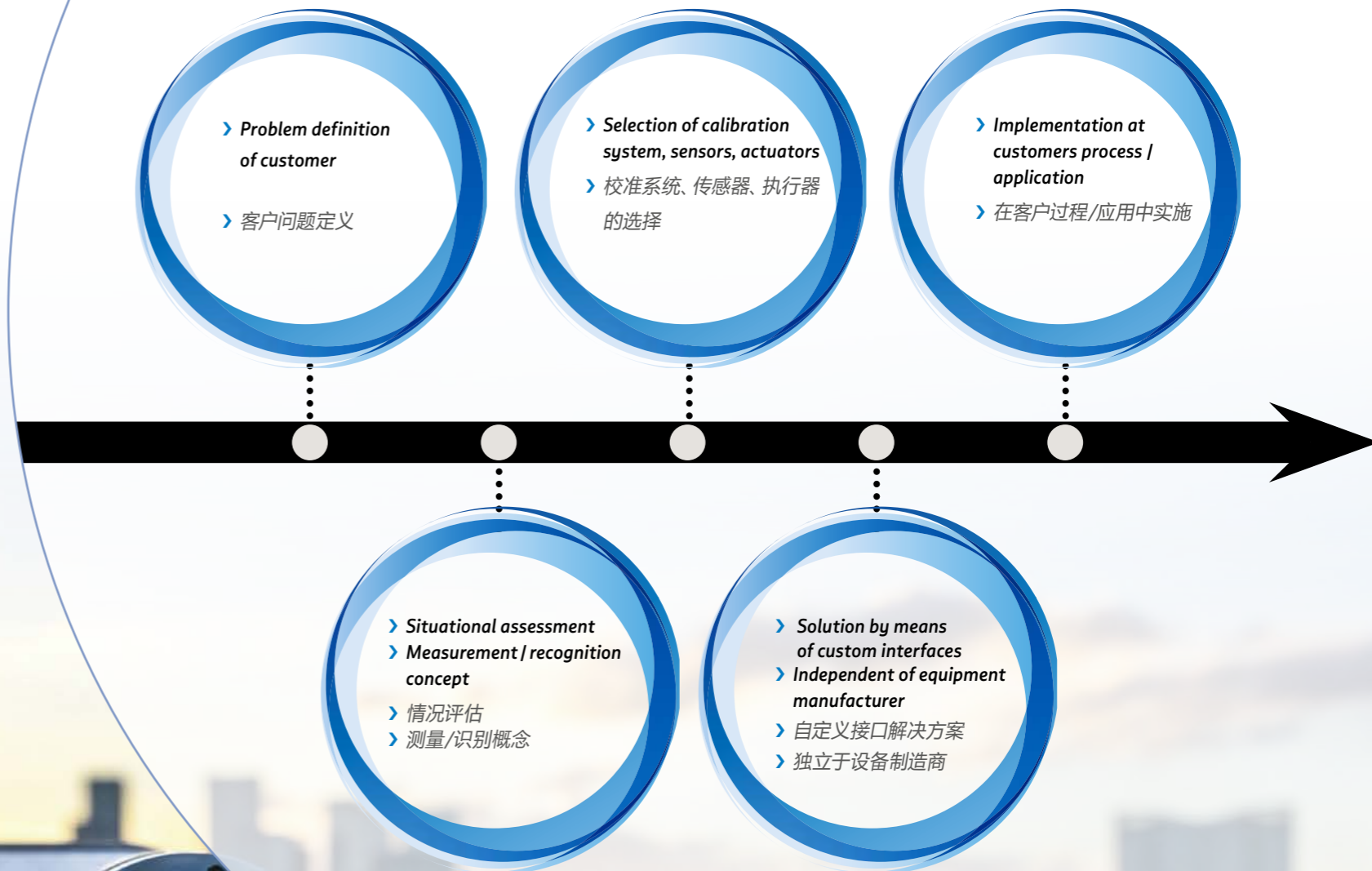
These systems feature

- independence of robot types
- standardisation
- scalability
- ease of use

在传感解决方案领域, 我们的产品涵盖用于机器人工具和夹具的校准和计算系统 (多达 6 个维度), 以及 6D 激光测量系统, 这些系统适用于拆装、夹具测量以及零件定位应用。

这些系统具有如下特点:

- 适用于所有机器人类型
- 标准化
- 可扩展性
- 操作简单



# Automatic absolute calculation 自动绝对计算系统

## of robotic tools and fixtures | 适用于机器人工具和夹具

**Flexible, mobile calibration for unknown tools and fixtures is now also possible with our mobile calibration case. Ideal for use when setting up new production lines.**

**现在, 我们的便携式校准箱也可以对未知工具和夹具进行灵活的移动校准。非常适合在安装新生产线时使用。**



Mobile calibration case for the initial calibration of unknown tools and fixtures (TCP & Base)  
用于未知工具和夹具 (TCP 和底座) 初始校准的便携式校准箱



To avoid time-consuming program modifications during plant extension or new tool setup work, we offer absolute initial calibration as part of an automated process.

This keeps follow-up teach-ins to a minimum. The process involves the tool being moved to the centre of the photo-electric barrier, so as to generate the tool data. Only the tolerance zone (in which the tool is permitted to move) and the starting point of the calibration need to be taught-in to the system. Once complete, the robot moves the tool within the defined tolerance zone and calibrates itself automatically with the aid of the supplied program.

### Advantages

- high level of precision
- automated, standardised and reproducible procedure, which is able to eliminate the kinds of human errors (may occur with conventional manual calibration)
- the initial calibration is both rapid & cost-effective

为避免在工厂扩建或新工具安装工作期间修改程序耗时耗力, 我们提供绝对初始校准服务, 作为自动化过程的一部分。

这样就可以将后续调教需求降至最低。该过程包括将工具移动到光电屏障的中心, 以生成工具数据。此系统只需要调教公差范围 (允许工具移动的区间) 和校准的起点。完成上述操作后, 机器人将在定义的公差范围内移动工具, 并借助提供的程序自动校准。

### 优点

- 高精度
- 自动化、标准化以及程序可复制性, 这些优点能够消除各种人为错误 (可能发生在传统的手动校准中)
- 初始校准既快捷又经济实惠

Calibration case content *	校准箱材料清单 *	Order no. / 订单号
<ul style="list-style-type: none"> <li>• Precision laser sensor 120 mm x 120 mm</li> <li>• Infrared sensor 240 mm x 240 mm</li> <li>• TCP controller</li> <li>• Cable set</li> <li>• Power supply unit</li> <li>• Tripod for secure placement of the mobile sensors</li> <li>• Data interface to robot control</li> <li>• Software package</li> <li>• Commissioning documentation</li> </ul>	<ul style="list-style-type: none"> <li>• 精密激光传感器 120 mm x 120 mm</li> <li>• 红外线传感器 240 mm x 240 mm</li> <li>• TCP 控制器</li> <li>• 电缆组件</li> <li>• 电源</li> <li>• 用于牢固放置移动传感器的三脚架</li> <li>• 机器人控制端的数据接口</li> <li>• 软件包</li> <li>• 调试文件</li> </ul>	TCP0035

\* the exact calibration case content is available on request  
可根据要求提供确切的校准箱材料清单



BizLink / 7

## 3D-/5D-/6D calibration

Applicable for all robot brands

### advintec® Controller Facelift

- › Illustration of more than 3 corrected values
- › Direct display of field bus status

### advintec® 新型控制器

- › 显示超过3个校正值
- › 直接显示现场总线状态



## 3D-/5D-/6D 校准系统

适用于所有机器人品牌

Our calibration system – everything from one source

我们的校准系统  
一站式服务



### The challenge

Continually securing the correct operating position for fixtures and robotic tools such as welding torches and milling tools.



### 挑战

持续确保夹具和机器人工具（例如焊枪和铣刀）的操作位置正确。



### The solution

The advintec® TCP tool calibration system calibrates the tool or fixture electronically in up to six dimensions. The processing position is automatically corrected by the measured variations and ensures that the tool always operates at the correct position. advintec® TCP is a high-precision calibration system that can be used for all robot types and most robotic tools, making it independent of specific manufacturers.

### Advantages

- Automatic absolute calculation of robotic tools and fixtures
- Auto-commissioning and ease of use
- Simplified Integration in the production line due to small footprint
- Robust sensor available in three sizes
- Multi-sensor-system (connection of additional sensors possible)
- Connection of the calibration system to the robot controller, i.e. the calibration procedure takes place in an evaluation unit and transfers correction values to the robot controller
  - › High process reliability
  - › No additional PC's required
  - › Logging of calibration data
  - › Data evaluation possible at all times
- Automatic correction of the trajectory due to wear and tear or tool-replacement and no failures caused by positioning factors
  - › 100 % quality assurance
- Reduction of costs
  - › Prevents the production of defective parts
  - › Reduces scrap and rework
  - › Short setup times

### 解决方案

advintec® TCP 校准系统可在多达 6 个维度上电动校准工具或夹具。加工位置根据测得的变化自动校正, 并确保工具始终在正确的位置运行。advintec® TCP 是一款高精度校准系统, 可用于各种机器人和大多数机器人工具, 它在特定制造商中的产品一枝独秀。

### 优点

- 自动化工具和夹具的自动绝对计算
- 自动调试, 操作简单
- 由于体积小可以直接集成到生产线上
- 坚实的传感器, 三种尺寸可选
- 多传感器系统 (可连接额外传感器)
- 将校准系统与机器人控制器的相连, 例如, 即校准程序出现在计算单元中, 并将校准值传输至机器人控制器
  - › 工艺可靠性高
  - › 无需额外配置电脑
  - › 记录校准数据
  - › 可随时评估数据
- 自动校正因磨损或工具替换影响的运动轨迹, 不会因定位因素造成故障
  - › 100% 质量保证
- 降低成本
  - › 预防产生缺陷产品
  - › 减少报废率和返工时间
  - › 较短的集成时间

Correction takes place directly & automatically in the ongoing production process!

### advintec® TCP – Calculation and calibration of robotic tools and fixtures in up to 6 dimensions.

Our measuring devices for machines and robots ensure that each production step is executed exactly in the way it was intended. Nothing is left to chance during production. Measuring devices will, if necessary, correct the control program to ensure that each part leaves the production line as planned.

在正在进行的生产过程中  
直接自动校正!

### advintec® TCP ——可在多达 6 个维度上计算和校准机器人工具和夹具

我们用于机器和机器人的测量设备确保每个生产步骤都按照预期的方式准确执行。在生产过程中不存在例外情况。如有必要, 测量设备将纠正控制程序, 以确保每个零件按计划流出生产线。

# advintec® TCP calibration system / 校准系统



**Multi sensor system**  
 → up to 3 sensors  
 can be connected to one controller

**多传感系统**  
 → 一个控制器最多可连接  
 3个传感器

- Integration of advintec® TCP in the production process
- uncomplicated
  - reduction of robot programming to a minimum
  - speedy installation
  - easy set-up
  - logging of calibration-data: regular data evaluation possible at any time
  - no additional PCs required

- 在生产过程中集成 advintec® TCP
- 操作简单
  - 将机器人编程减少到最低限度
  - 快速安装
  - 易于设置
  - 校准数据记录: 可随时做定期数据评估
  - 无需额外的电脑

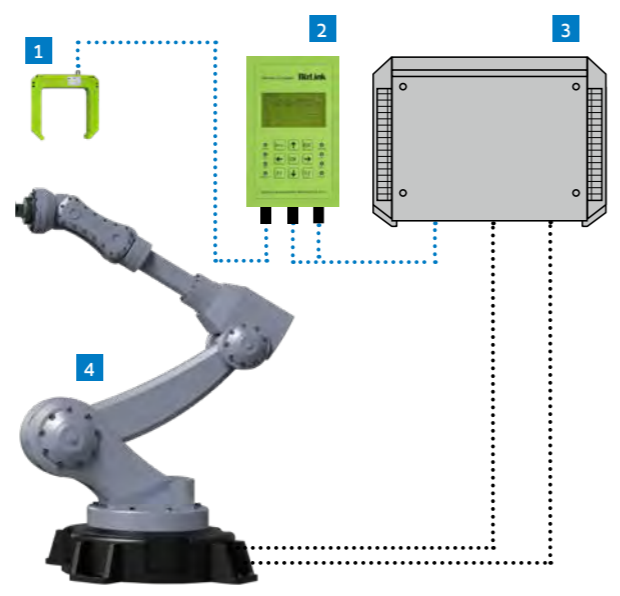
## Integration / 集成

### Scope of supply / 供应范围

- 1 TCP sensor / TCP 传感器
- 2 TCP controller / TCP 控制器
  - > Cable set (5 m): power cable, sensor cable, bus cable set  
 电缆组件 (5 m): 电源线、传感器电缆、总线电缆组
  - > Robot program examples  
 机器人程序示例
  - > Dokumentation via web download  
 通过网络下载文档

### Not included / 不包括

- 3 Robot controller / 机器人控制器
- 4 Robot / 机器人



## advintec® TCP sensors / 传感器

**advintec® TCP sensors**  
 available in three sizes  
 (inner dimensions)

- Order no. **TCP0008** > 120 mm x 120 mm
- Order no. **TCP1008** > 240 mm x 240 mm
- Order no. **TCP2008** > 320 mm round

**advintec® TCP 传感器**  
 三种尺寸可用  
 (内尺寸)

- 订购号 **TCP0008** > 120 mm x 120 mm
- 订购号 **TCP1008** > 240 mm x 240 mm
- 订购号 **TCP2008** > 320 mm 圆形



**advintec® TCP precision laser sensors**  
 available in two sizes  
 (inner dimensions)

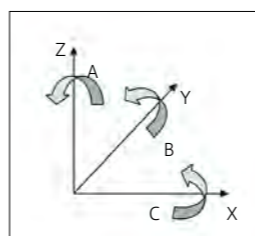
- Order no. **TCP3008** > 120 mm x 120 mm
- Order no. **TCP4008** > 320 mm round

**advintec® TCP 精密激光传感器**  
 两种尺寸可用  
 (内尺寸)

- 订购号 **TCP3008** > 120 mm x 120 mm
- 订购号 **TCP4008** > 320 mm 圆形

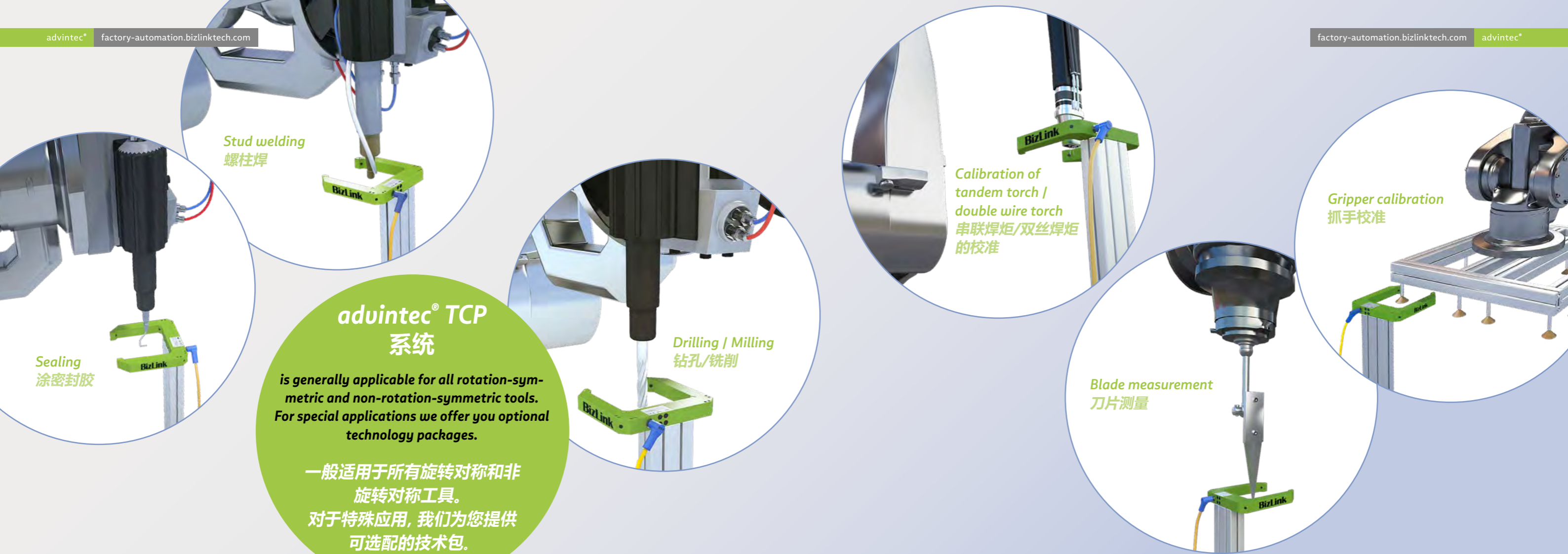


## Dimensions / 尺寸



**Six dimensions / 六维**  
 A = Rotation around Z axis / 绕 Z 轴旋转  
 B = Rotation around Y axis / 绕 Y 轴旋转  
 C = Rotation around X axis / 绕 X 轴旋转

	3D	5D	6D
Calibration time	<b>3 sec.</b> complete 2D calibration <b>6 sec.</b> complete 3D calibration	<b>9 sec.</b> complete 5D calibration	<b>15 sec.</b> complete 6D calibration
Dimensions	2 or 3 translations	5 (3 translations, 2 rotations)	6 (3 translations, 3 rotations)
Fields of application (applicable for all robot brands)	Arc welding, stud welding, spot welding, laser welding, tig welding, gluing, milling, blade measurement		Gripper calibration, fixture calibration, power train applications, high precision applications
校准时间	<b>3 秒</b> 完成 2D 校准 <b>6 秒</b> 完成 3D 校准	<b>9 秒</b> 完成 5D 校准	<b>15 秒</b> 完成 6D 校准
维度	2 或 3 次平移	5 (3 次平移, 2 次旋转)	6 (3 次平移, 3 次旋转)
应用领域 (适用于所有机器人品牌)	弧焊、螺柱焊、点焊、激光焊、氩弧焊、胶合、铣削、刀片测量		抓手校准、夹具校准、动力传动系统应用、高精度应用



**advintec® TCP 系统**  
 is generally applicable for all rotation-symmetric and non-rotation-symmetric tools.  
 For special applications we offer you optional technology packages.  
 一般适用于所有旋转对称和非旋转对称工具。  
 对于特殊应用, 我们为您提供可选配的技术包。

<p><b>TCP software sealant nozzle (hook nozzle)</b>                  TCP 软件                  密封胶喷嘴</p>	<p><b>TCP software stud welding</b>                  TCP 软件                  螺柱焊</p>	<p><b>TCP software milling / drilling</b>                  TCP 软件                  铣削/钻孔</p>	<p><b>TCP software tandem torch</b>                  TCP 软件                  串联焊炬</p>	<p><b>TCP software cutting tools / blades</b>                  TCP-软件                  切割工具/刀片</p>	<p><b>TCP software gripper / fixtures</b>                  TCP 软件                  抓手/夹具</p>
--	--	--	---	--	--

This software add-on was developed specifically for the calibration of sealant nozzles with special geometries (hook nozzles) for hem sealing. Very precise determination of position and orientation of TCP incl. supervision of nozzle geometry / material build-up at the nozzle.

该软件插件专为下摆密封的具有特殊几何形状的密封胶喷嘴(钩形喷嘴)的校准而开发。非常精准地确定 TCP 的位置和方向, 包括监控喷嘴几何形状/喷嘴处的材料堆积。

This software add-on was developed specifically for the calibration of stud welding tools with a foot. Automated calibration of stud welding head. Exact determination of tool axis along the linear side (5D calibration of TCP). Automatic differentiation between stud retainer and support leg.

该软件插件是专为用脚校准螺柱焊工具而开发的。螺柱焊头的自动校准。沿直线侧精确确定刀具轴 (TCP 的 5D 校准)。螺柱垫圈和支撑腿之间的自动区分。

Automated calibration of milling tools and drill bits including tool breakage detection and diameter supervision. Ideal for use with spindles with automatic tool changers. Stores the dimensions of multiple tools and verifies whether the correct tool is loaded in the tool changer.

铣刀和钻头的自动校准, 包括刀具破损检测和直径监控。非常适合与带有自动换刀装置的主轴一起使用。存储多把刀具的尺寸并验证刀具更换器中是否装载了正确的刀具。

Both welding wires can be calibrated simultaneously.

两条焊丝可以同时校准。

Enables a 6D calibration of cutting blades such as deburring knives and ultrasonic knives. Exact calibration of the TCP position, orientation and cutting direction.

可对倒角刀和超声刀等切割刀片进行 6D 校准。TCP 位置、方向和切割方向的精确校准。

Automated 6D calibration of robot gripper. Ideal for exchangeable grippers and high-precision applications such as engine and gearbox assembly. Compensation of temperature drift.

机器人抓手的自动 6D 校准。非常适合可更换抓手和高精度应用, 例如发动机和变速箱总成。温度漂移补偿。

## advintec® TCP sensors & precision laser sensors

### Technical data

## advintec® TCP 传感器与精密激光传感器

### 技术数据

#### advintec® TCP sensors

at 20 °C / 24 V DC

Sensor type	2 channel infrared 880 nm, pulsed at 2kHz
Calibration accuracy	0.02 mm
Protection class	IP67
Smallest detectable object	0.7 mm
Dirty surroundings	Yes
Casing	Aluminium
Automatic correction of tool data	Yes, via controller
CE mark	Yes
Operating voltage	10 – 34 V DC
Connections	IBS connector, 5 pin, PE advance conn.

#### advintec® TCP 传感器

温度 20°C / 电压 24 V

传感器类型	2 通道红外 880 nm, 脉冲频率为 2kHz
校准精度	0.02 mm
防护等级	IP67
最小可检测的对象	0.7 mm
污浊环境下工作	是
套管	铝
自动修正刀具数据	是, 通过控制器
CE 标志	是
工作电压	10 – 34 V DC
连接	IBS 连接器, 5 针, PE 提前连接。

#### advintec® TCP precision laser sensors

	120 x 120 mm	320 mm round
Sensor type	2 channel red light laser pulsed at 3kHz, laser class 1 (IEC 60825-1)	2 channel red light laser pulsed at 3kHz, laser class 1 (IEC 60825-1)
Calibration accuracy	0.02 mm	0.02 mm
Smallest detectable object	0.2 mm	0.2 mm
Protection class	IP67	IP67
Dirty surroundings	Yes	Yes
Casing	Aluminium	Aluminium
Automatic correction of tool data	Yes, via controller	Yes, via controller
CE mark	Yes	Yes
Operating voltage	10 – 34 V DC	10 – 34 V DC
Connections	IBS connector, 5-pin, PE advance conn.	IBS connector, 5-pin, PE advance conn.

#### advintec® TCP 精密激光传感器

	120 x 120 mm	320 mm 圆形
传感器类型	2 通道红光激光, 脉冲频率为 3kHz, 激光等级 1 (IEC 60825-1)	2 通道红光激光, 脉冲频率为 3kHz, 激光等级 1 (IEC 60825-1)
校准精度	0.02 mm	0.02 mm
最小可检测的对象	0.2 mm	0.2 mm
防护等级	IP67	IP67
污浊环境下工作	是	是
套管	铝	铝
自动修正刀具数据	是, 通过控制器	是, 通过控制器
CE 标志	是	是
工作电压	10 – 34 V DC	10 – 34 V DC
连接	IBS 连接器, 5 针, PE 提前连接。	IBS 连接器, 5 针, PE 提前连接。



## advintec® TCP system

## Overview

## advintec® TCP 系统

## 概览

advintec® TCP system		
Controller / bus system		Order no.
<b>Complete set</b> incl. <ul style="list-style-type: none"> <li>• controller</li> <li>• sensor TCP-3D 120 x 120 mm</li> <li>• 3D software</li> <li>• cable (5 m)</li> </ul>	DeviceNet™	TCP0002
	EtherNet/IP™	TCP0006
	PROFIBUS	TCP0003
	PROFINET	TCP0005
	Ethernet TCP/ IP	TCP0030
	EtherCAT	TCP0031
	CANopen	on request
	Modbus	TCP0036
	Serial RS232/422	on request
System – options		Order no.
Software	5D	TCP0009
	6D	TCP0010
	Initial calibration	TCP0033
	Milling / drilling	TCP0011
	Stud welding ext. x-y-mode	TCP0012
	Hook nozzle ext. z-mode	TCP0013
	Cutting tools / blades	TCP0034
Sensors	Sensor TCP-3D 120 x 120 mm	TCP0008
	Sensor Laser 120 x 120 mm	TCP3008
	Sensor TCP-3D 240 x 240 mm	TCP1008
	Sensor circular 320 mm	TCP2008
	Sensor laser circular 320 mm	TCP4008
Accessories / spare parts		Order no.
Cable	Sensor cable 5 m	TCP0016
	Power supply cable 5 m	TCP0015
	Bus DeviceNet™ plug 5 m	TCP0017
	Bus DeviceNet™ socket 5 m	TCP0018
	Bus PROFIBUS plug 5 m	TCP0019
	Bus PROFIBUS socket 5 m	TCP0020
	Bus PROFINET 2Port / EtherNet/IP™ 5 m	TCP0023
Stand	Aluminum	TCP0028
Termination resistor	DeviceNet™	TCP0025
	PROFIBUS	TCP0026
Mobile calibration case	Exact equipment on request	TCP0035

advintec® TCP 系统		
控制器/总线系统		订购号
<b>全套</b> 包括: <ul style="list-style-type: none"> <li>• 控制器</li> <li>• 传感器 TCP-3D 120 x 120 mm</li> <li>• 3D 软件</li> <li>• 电缆 (5 m)</li> </ul>	DeviceNet™	TCP0002
	EtherNet/IP™	TCP0006
	PROFIBUS	TCP0003
	PROFINET 2Port	TCP0005
	Ethernet TCP/ IP	TCP0030
	EtherCAT	TCP0031
	CANopen	根据要求
	Modbus	TCP0036
	串口 RS232/422	根据要求
系统选项		订购号
软件	5D	TCP0009
	6D	TCP0010
	初始校准	TCP0033
	铣削/钻孔	TCP0011
	螺柱焊接外接 x-y-模式	TCP0012
	挂钩喷嘴外接 z 模式	TCP0013
	切割工具/刀片	TCP0034
传感器	传感器 TCP-3D 120 x 120 mm	TCP0008
	激光传感器 120 x 120 mm	TCP3008
	传感器 TCP-3D 240 x 240 mm	TCP1008
	圆形传感器 320 mm	TCP2008
	圆形激光传感器 320 mm	TCP4008
配件/备件		订购号
电缆	传感器电缆 5 m	TCP0016
	电源线 5 m	TCP0015
	总线 DeviceNet™ 插头 5 m	TCP0017
	总线 DeviceNet™ 插座 5 m	TCP0018
	总线 PROFIBUS 插头 5 m	TCP0019
	总线 PROFIBUS 插座 5 m	TCP0020
	总线 PROFINET 2Port / EtherNet/IP™ 5 m	TCP0023
支架	铝	TCP0028
终端电阻	DeviceNet™	TCP0025
	PROFIBUS	TCP0026
便携式校准箱	根据要求提供精确设备	TCP0035



## Types of installation

## 安装类型

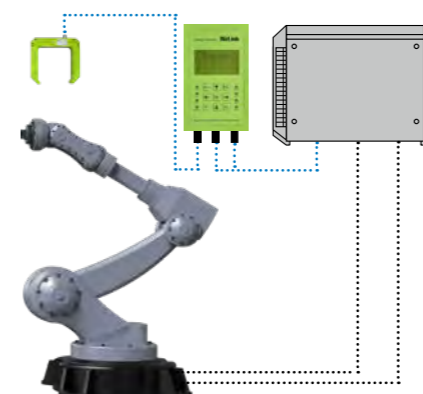
### Inline and permanent or temporary

### 在线固定或临时方案

Aside from stationary installation the TCP sensors can be robot guided. This enables a permanent calibration of fixtures (bases). In addition, we offer you a mobile system, which is delivered in a case and can be used for mobile calibration needs – everywhere and any time.

除了固定安装外, TCP 传感器还可以由机器人引导。这可以对夹具(底座)进行永久校准。此外,我们还为您提供了一个便携式系统,该系统装在一个箱子中,可随时随地满足移动校准的需求。

#### Calibration – inline and permanent / 校准——在线固定

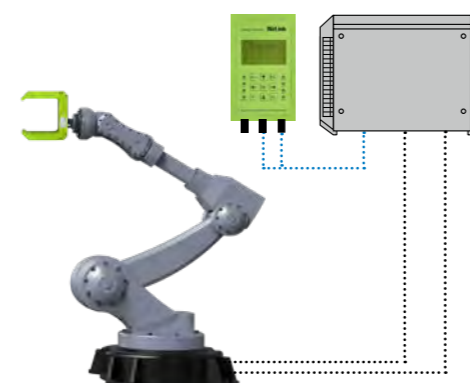


#### Stationarily mounted TCP sensor

Exemplary set-up for calibration of robotic tools

#### 固定安装的 TCP 传感器

用于校准机器人工具的示例性安装



#### Robot guided TCP sensor

Exemplary set-up for calibration of fixtures

#### 机器人引导的 TCP 传感器

用于校准夹具的示例性安装

#### Calibration – temporary / 校准——临时



#### With mobile TCP sensor

Exemplary set-up for calibration of robotic tools and fixtures

#### 配置移动 TCP 传感器

用于校准机器人工具和夹具的示例性安装

# advintec® 6D laser measurement / 激光测量

## Calibrates grippers, fixtures and locates parts in robotic applications inline

在机器人应用中在线校准抓手、夹具和定位零件

It can also be used as crash recovery system in order to recalibrate tools and fixtures after collisions.

During gripper measurement it ensures the precise calibration of grippers or gripped parts for precision handling, e. g. for power-train applications, such as engine and transmission parts. Precisions laser sensors secure that changes in the gripper or in the part location are detected at an early stage and are corrected inline.

### Due to the modular set-up the calibration system can be adapted to the corresponding application.

It consists of

- advintec controller
- sensor interface
- sensors (laser point, laser line or infrared sensor ...)
- cable set

As a standard we use laser triangulation sensors. The system is expandable, i.e. multi sensor capable.

### Advantages

- High precision 6D laser measurement without technical aids or reference parts
- Corrections of processing position take place directly and automatically within ongoing production process
- Eliminates manual program corrections
- Scalability and standardisation
- Simple to integrate and use
- Simple commissioning via supplied robot program
- High tolerance to ambient light
- Measurement time starting from 3 sec. (depending on configuration and application)
- Increase of plant availability and quality assurance of products
- Cost savings compared to conventional mechanical systems

此传感器也可以用作故障恢复系统, 以便在系统故障后重新校准工具和夹具。

在抓手测量期间, 它确保了抓手或被抓取部件的精确校准, 以实现精确处理, 例如, 用于发动机和传动部件等动力总成应用。精密激光传感器可确保在早期阶段检测到抓手或零件位置的变化并进行在线校正。

### 由于模块化设置, 校准系统可以适应相应的应用。

该系统包括:

- advintec 控制器
- 传感器接口
- 传感器 (激光点、激光线或红外传感器.....)
- 电缆组件

标准情况下, 我们使用激光三角测量传感器。该系统是可扩展的, 即支持多传感器。

### 优点

- 高精度 6D 激光测量, 无需技术辅助或参考零件
- 在正在进行的生产过程中直接对加工位置进行自动校正
- 消除手动程序修正需要
- 可扩展性和标准化
- 易于集成和使用
- 通过提供的机器人程序进行简单调试
- 对环境光线耐受性高
- 测量时间从 3 秒开始 (取决于配置和应用)
- 提高工厂适用性和产品质量保证
- 相较于传统机械系统节省成本

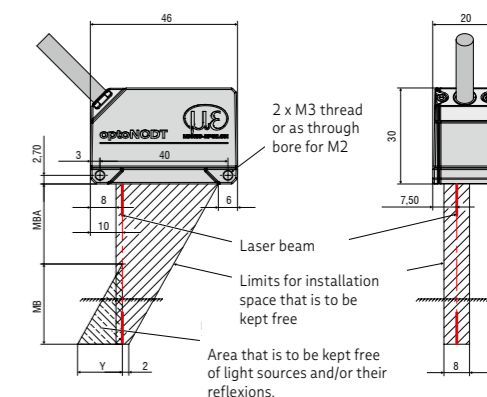
# System components / 系统组件



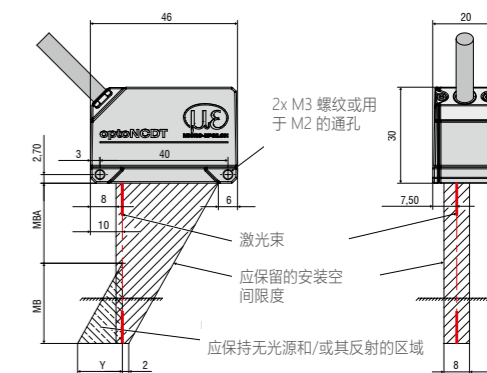
## Triangulation sensor / 三角测量传感器

The standard laser sensor is available for different ranges  
标准激光传感器可用于不同的范围

	Measuring range			
	50 mm	100 mm	200 mm	500 mm
Type of measurement	Laser optic triangulation			
Start of measuring range	35 mm	50 mm	60 mm	100 mm
End of measuring range	85 mm	150 mm	260 mm	600 mm
Reproducibility	2 µm	4 µm	8 µm	20-40 µm
Laser protection class	Class 2 acc. to DIN EN 60825-1: 2008-05			
Protection class	IP65			
Weight (3 m cable incl.)	approx. 145 g			
Weight (pigtail incl.)	approx. 60 g			



	测量范围			
	50 mm	100 mm	200 mm	500 mm
测量类型	激光光学三角测量			
测量范围开始	35 mm	50 mm	60 mm	100 mm
测量范围结束	85 mm	150 mm	260 mm	600 mm
重复性	2 µm	4 µm	8 µm	20-40 µm
激光防护等级	符合 DIN EN 60825-1 的 2 类标准: 2008-05			
防护等级	IP65			
重量 (含 3 m 电缆)	大约 145 g			
重量 (包括尾纤)	大约 60 g			



# Unracking / 下料

## The challenge

In modern production plants it is often necessary to extract parts (body side panels, roofs, hoods and similar parts) that are then delivered in bins for further processing in a fully automated fashion. To this end, industrial robots are mostly used. If the part is not exactly located where expected, the robot cannot continue its operating cycle.

## 挑战


在现代化生产工厂中, 通常需要拆取零件 (车身侧板、车顶、引擎盖和类似零件), 然后将其放入箱中以全自动方式进行下一步加工处理。为此, 工厂多采用工业机器人来完成。如果零件未准确定位在预期位置, 机器人将无法继续其操作循环。

## The solution

- guidance of the robot via an electronic part calibration system
- 6D calibration of the part position (translation and rotation) by means of laser or infrared sensors integrated within the gripper – direct connection with robot controller via field bus
- automated adjustment of pick position – online

## 解决方案

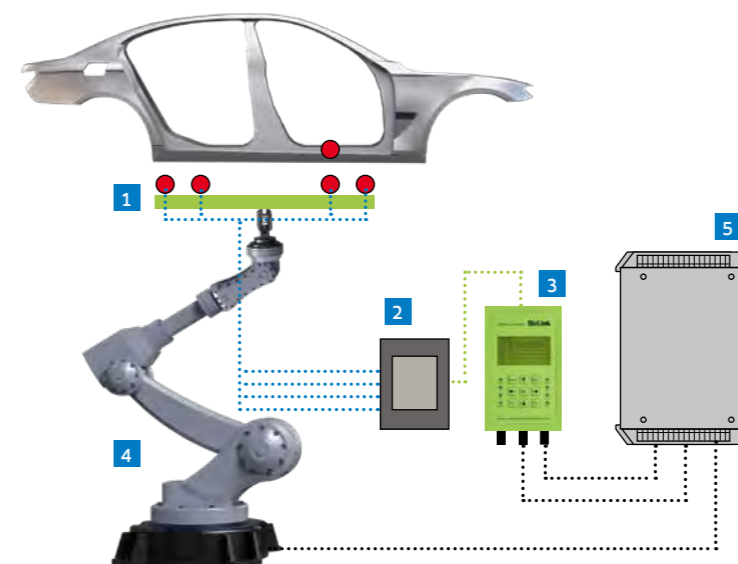
- 通过电子零件校准系统引导机器人
- 通过集成在夹具中的激光或红外传感器对零件位置 (平移和旋转) 进行 6D 校准——即通过现场总线与机器人控制器直接连接
- 自动在线调整拾取位置



The laser detects features such as curves or edges.  
激光检测曲线或边缘等特征。



## Integration / 集成



### Scope of supply / 供应范围:

- 1 Sensors installed in gripper  
安装在抓手中的传感器
- 2 Sensor interface  
传感器接口
- 3 advintec controller / 控制器
  - › Cable set (5 m):  
power cable, sensor cable, bus cable set  
电缆组件 (5 m):  
电源线、传感器电缆、总线电缆组
  - › Robot program for calibration  
用于校准的机器人程序
  - › Commissioning and training  
调试和培训

### Not included / 不包括

- 4 Robot / 机器人
- 5 Robot controller / 机器人控制器

## BizLink unracking solution (technical data)

Sensor type	Laser + ultrasonic
Interface	Field bus (DeviceNet, Profibus, Profinet, etc.)
Calibration accuracy	0.1 mm
Protection class	IP65/67
Dirty surroundings	Yes
Dimensions	6 (3 translations + 3 rotations)
Automatic correction	Yes

## 下料解决方案 (技术数据)

传感器类型	激光+超声波
接口	现场总线 (DeviceNet、Profibus、Profinet 等)
校准精度	0.1 mm
防护等级	IP65/67
油污环境下工作	是
维度	6 (3 次平移+3 次旋转)
自动校正	是

## Fields of application

Unracking of side panels, roofs, bonnets (hoods) or similar parts

## 应用领域

侧板、车顶、发动机罩 (引擎盖) 或类似零件的下料

## Gripper measurement / 抓手测量

### The challenge

To measure grippers or gripped parts for precision handling, e. g. for power-train applications, such as engine and transmission parts. Also applicable as crash recovery system.

### 挑战

要测量抓手或抓取部件以实现精确处理，例如，用于发动机和传动部件等动力总成应用。同时，还要适用于故障恢复系统。

### The solution

- 6D laser measurement of grippers / gripped parts using stationary sensors
- Changes in the gripper / part position are detected early and corrected online. This avoids collisions and optimises precision positioning.

### 解决方案

- 使用固定传感器对抓手/抓取部件进行 6D 激光测量
- 尽早检测抓手/零件位置的变化并在线校正。此举避免了系统冲突并优化了定位精确度。

The laser detects geometrical features of the gripper.  
激光检测夹具的几何特征。



## Part location / 零件位置

### The challenge

To ensure the correct processing position of parts for precision applications such as handling, welding, sealing, milling etc.

### 挑战

要确保零件在搬运、焊接、涂胶、铣削等精密应用中的加工位置正确。

### The solution

- 6D laser measurement of the position of parts and fixtures
- The robot path is automatically corrected according to part position to ensure processing always takes place in the correct location

### 解决方案

- 6D 激光测量零件和夹具的位置
- 机器人路径根据零件位置自动校正，以确保始终在正确的位置进行加工。

The laser detects features such as holes, edges, curves or surfaces.  
激光检测孔、边缘、曲线或表面等特征。



### advintec® 6D laser measurement / 激光测量

	Controller / bus system 控制器/总线系统	Order no. 订购号
Controller incl. cables 包括电缆在内的控制器	DeviceNet™	LAM0001
	EtherNet/IP™	LAM0002
	Ethernet TCP/IP	LAM0003
	EtherCAT	LAM0004
	PROFIBUS	LAM0005
	PROFINET 2 端口	LAM0006
Sensor 传感器	Scan sensor 扫描传感器	LAM0007

# Services 服务

**We analyse the process conditions and work with the customer to develop an application-specific solution model to ensure optimum measurement, in the form of a feasibility study.**

Depending on the level of complexity – or at the customer’s request – an on-site test installation then follows, whose results we discuss with the customer. Findings from the test installation are analysed by our experienced team and accounted for appropriately in the final measurement concept.

**我们以可行性研究的形式分析工艺条件并与客户合作开发特定应用的解决方案模型，以确保最佳测量。**

根据复杂程度——或根据客户的要求——随后进行现场测试安装，我们与客户讨论其结果。我们经验丰富的团队对测试安装的结果进行分析，并在最终的测量概念中做出适当的解释。

### Installation

To ensure that the final system runs as smoothly as possible, it is especially important that customers can rely on professional installation services. We install our sensor technology as required, either on stationary systems or robotic tools or grippers, and we also handle all of the cabling work. If special attachment components are needed, then we manufacture these for our customers.

### Commissioning

During standard commissioning, our team of specialists performs commissioning of measurement functionality based on the documentation. This includes verifying settings while also ensuring the optimum level of system functionality. If required, we can also integrate our measurement system into customer PLCs (i.e. plant logic). The controller is integrated into the respective fieldbus and our software package is interfaced with the customer’s robot code – i.e. our software is modified to suit customer-side programming standards.

### Product training

Our product training sessions are conducted by experienced Service Technicians with extensive expertise in production processes. We also offer customer-specific training tailored to plant operators, maintenance staff and commissioning personnel.

### System integration

We offer our customers a complete package of services for system integration: from the preparation of the measurement model and installation to commissioning and subsequent product training, we are responsible for every step of system integration.

### 安装

为确保最终系统尽可能顺利运行，客户可以使用专业的安装服务尤为重要。我们根据需要在固定系统或自动化工具或抓手上安装传感器技术，并处理所有布线工作。如果需要特殊的零件，那么我们负责为客户制造。

### 调试

在标准调试期间，我们的专家团队会根据文档对测量功能进行调试。这包括验证设置，同时确保系统功能处于最佳水平。如果需要，我们还可以将测量系统集成到客户 PLC（即工厂逻辑）中。控制器集成到相应的现场总线中，与此同时，软件包与客户的机器人代码接口——即我们的软件经过修改以适应客户编程标准。

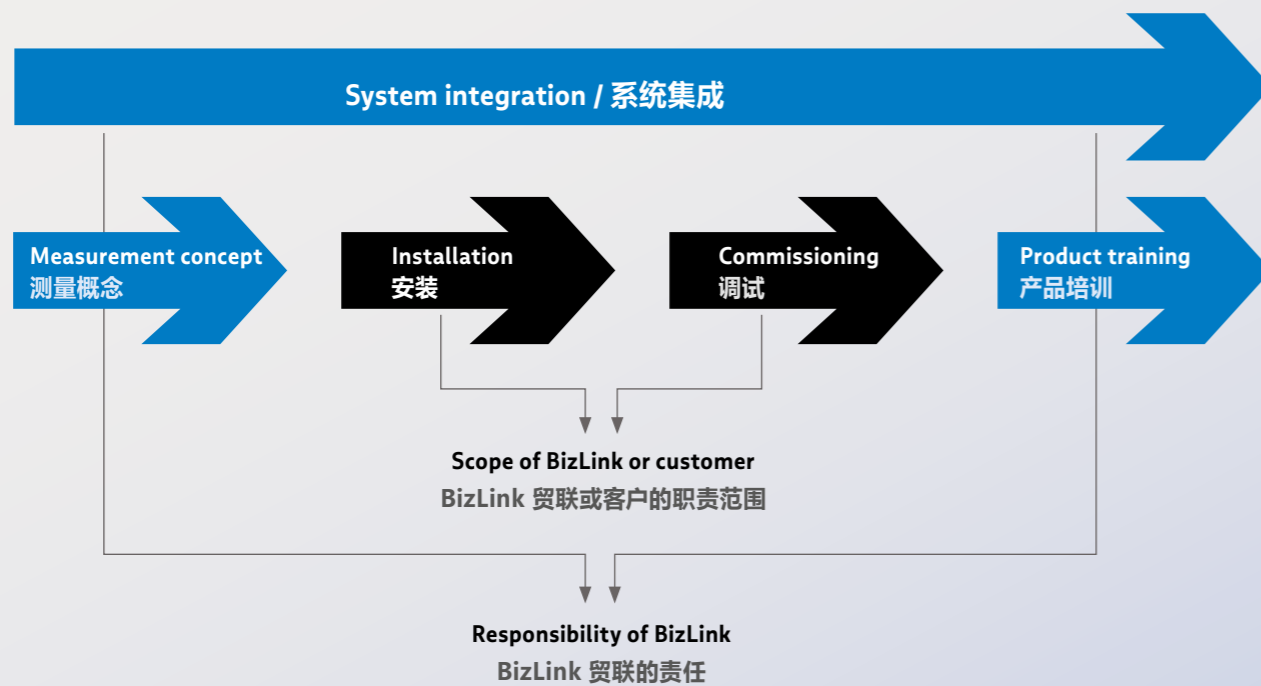
### 产品培训

我们的产品培训课程由经验丰富的服务技术人员进行，他们在生产过程方面拥有丰富的专业知识。我们还提供针对工厂操作员、维护人员和调试人员的客户特定培训。

### 系统集成

我们为客户提供一整套系统集成服务：从准备测量模型和安装到调试以及后续的产品培训，系统集成的每一步我们都负责到底。

## Measurement concept / 测量概念



# 工厂自动化

## Our market segment in all its diversity

我们多元化的细分市场

With innovative solutions for intelligent energy and data management in automated production processes, BizLink has been for years a preferred supplier of many automotive and factory automation OEMs.

BizLink 贸联致力于为自动化生产过程提供智慧能源与数据管理的创新解型方案, 多年来深受众多汽车及工厂自动化 OEM 厂商信赖。

BizLink products are already facing up to the key future trend of digitalisation with an extensive and innovative range of complementary products and services in the market segments Automation, Drives and Robotics.

BizLink 贸联积极面对数字化的未来, 为自动化、驱动技术和机器人领域提供广泛且创新的配套产品和服务。

In several competence centres around the world BizLink develops and produces bus cables, Industrial Ethernet and Motion Control cables as well as cable systems and services. Connector development and production as well as assembled drag chains round off the product portfolio. Moreover, BizLink supplies a wide variety of solutions, including robotic cables and their assembly, hoses and tubes, dresspack systems, integration-ready robots, robot programming and automation systems training. In view of the increasing digitalization BizLink provides integrated and intelligent sensor-based measuring solutions. BizLink markets this product variety via a global sales organisation at nearly 50 locations.

在全球的多个技术中心, BizLink 贸联研发并生产总线电缆、工业以太网电缆和运动控制电缆以及电缆系统和服务。连接器的研发与生产以及拖链的预装配均围绕此产品组合展开。此外, BizLink 贸联可提供一系列解决方案, 包括机器人电缆以及相关组件、水管、气管和软管、管线包系统、机器人预集成、机器人编程和自动化系统培训。随着数字化的不断发展, BizLink 贸联提供集成了传感器的智能测量解决方案, 并通过近 50 处的销售网络服务全球市场。

对服务的高度重视和增加产品多样性是促进市场进一步发展的动力。依靠丰富的产品系列, BizLink 贸联与技术领导者和用户组织持续合作, 共同应对市场挑战。面对未来数字化的持续发展, BizLink 贸联积极研发产品及服务。

**因此, BizLink 贸联正在以“智能”的方式朝着满足未来市场需求迈出重要的一步。**

Their sharp focus on service and increasing product diversification provides impetus for developing these markets further. With its product range BizLink confronts the market's challenges by way of ongoing collaboration with technology leaders and user organisations, and it actively develops products as well as services to meet the trends of the future, especially with respect to the increasing digitalisation.

**Thus, BizLink is taking an important step towards meeting future market requirements in a 'smart' way.**

Find out more | 了解更多 >

[factory-automation.bizlinktech.com](http://factory-automation.bizlinktech.com)

## About BizLink Group

## 关于 BizLink 贸联

## Sales network / 销售网络

### BizLink Robotic Solutions 机器人解决方案

Find out more / 了解更多 >  
[www.bizlinktech.com](http://www.bizlinktech.com)

BizLink, founded in 1996, is headquartered in Silicon Valley, USA. Our mission is to make interconnection easier and to become the leading global interconnect solution supplier.

BizLink 贸联成立于 1996 年，总部位于美国硅谷。我们的使命是让互联更容易，成为全球领先的互联解决方案供应商。

We support industries that are environmentally conscious and improve quality of life through providing essential components, wire harnesses, and cables to a wide variety of industries such as IT Infrastructure, Client Peripherals, Optical Fiber Communications, Telecom and Networking, Electrical Appliances, Healthcare, Factory Automation, Machinery and Sensors, Motor Vehicle, Rolling Stock, Marine, Industrial, and Solar.

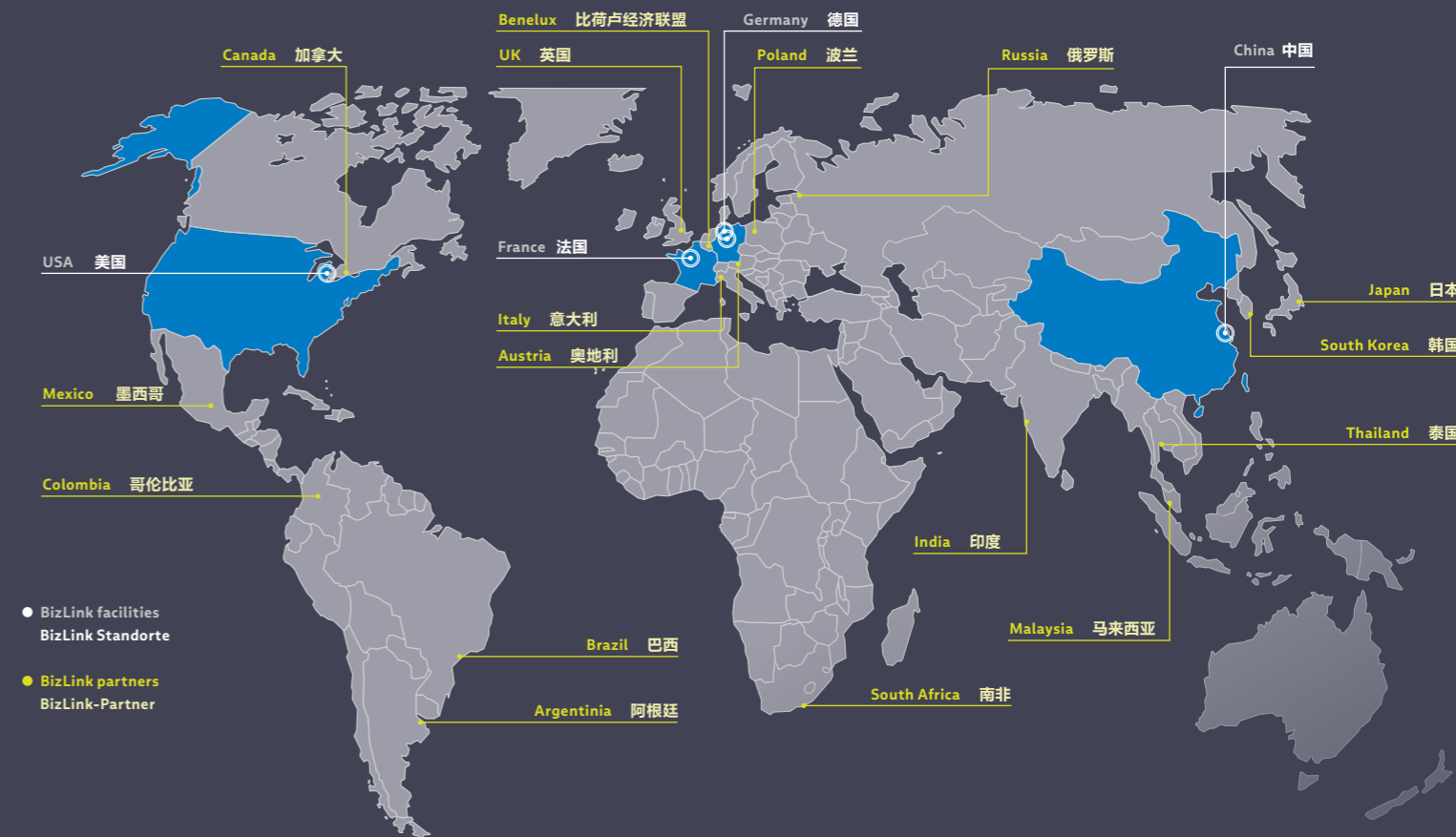
我们通过为 IT 基础设施、客户端外围设备、光纤通信、电信和网络、电器、医疗、工厂自动化、机械与传感、机动车辆、轨道交通、海事、工业和太阳能等各种行业提供必要的组件、线束和电缆来支持具有环保意识并提高生活质量的行业。

In addition, with flexible production resources and global R&D teams in America, Europe, and Asia, BizLink always provides reliable interconnect solutions in close proximity to markets. BizLink also specializes in providing one-stop EMS and NPI services based on customer's requests.

此外，凭借灵活移动的生产资源和遍布美洲、欧洲和亚洲的全球研发团队，BizLink 贸联始终提供贴近市场的可靠互联解决方案。BizLink 贸联还专门根据客户的要求提供一站式 EMS 和 NPI 服务。

At BizLink, we strive to keep collaborating closely with customers to turn their innovative ideas into reality.

BizLink 贸联努力与客户保持密切合作，将其创新想法变为现实。



## Competence centers / 能力中心

### BizLink Robotic Solutions Germany GmbH

Bruesseler Strasse 12  
 30539 Hanover, Germany  
 T +49 511 12 35 76-30

### BizLink Robotic Solutions France S.A.S.

1, Avenue Louis Pasteur / ZI de Gellainville  
 28630 Gellainville, France  
 T +33 2373375-00

An der Auehuetten 10  
 98574 Schmalkalden, Germany  
 T +49 3683 6505-0

### BizLink Robotic Solutions USA, Inc.

100 Kay Industrial Drive Lake Orion  
 Michigan 48359-1831, USA  
 T +1 248 484-5500

### 贸联特种电缆 (常州) 有限公司

江苏省常州市新北区  
 太湖西路21号 213022  
 中国  
 T +86 519 89887105

Interconnect Made Easy.



## 工厂自动化

### 贸联特种电缆(常州)有限公司

工厂地址:

江苏省常州市新北区太湖西路21号

电话: 0519-8988 7105

上海办事处:

上海市长宁区遵义路107号安泰大楼605室

电话: 021-6237 5569 ext. 101

邮箱: bcn\_robotics@bizlinktech.com


### BizLink Robotic Solutions Germany GmbH

Brüsseler Strasse 12 · 30539 Hannover

Germany



[factory-automation.bizlinktech.com](https://factory-automation.bizlinktech.com)

 Follow us on LinkedIn

 Access web shop

© 2023 BizLink Group. All rights reserved. July 2023  
BizLink and other trademarks are trademarks of BizLink Group or its subsidiaries.  
Other trademarks may be trademarks of their respective owners.  
Specifications are subject to change without prior notice.